

BONDERITE®

Touch-N-Prep® Coating

**BONDERITE® M-CR 871 AERO and
BONDERITE® M-CR 1132 AERO**



Excellence is our Passion

BONDERITE® M-CR 871 AERO and BONDERITE® M-CR 1132 AERO*

No-Rinse Conversion Coating

Product Name	Also known as	IDH Number	Substrate	Application			Characteristics			
			Aluminum	Metal Assembly	Aircraft Depaint & Repaint	Paint Touch-Up	Chemistry	Consistency	Form	Mix Ratio (product : water)
BONDERITE® M-CR 871 AERO	Alodine® 871	1446363	•	•	•	•	Tri-Chrome	Liquid	Ready-to-Use	Use as Received
BONDERITE® M-CR 1132 AERO	Alodine® 1132	1445846	•	•	•	•	Hex-Chrome			

Touch-N-Prep® Coatings Pen

Henkel developed BONDERITE® M-CR 871 AERO and BONDERITE® M-CR 1132 AERO coating with the convenient Touch-N-Prep® applicator pen to provide a clean, easy-to-use method of repairing conversion coatings on aircraft and aircraft part surfaces.

The unique BONDERITE® M-CR 871 AERO and BONDERITE® M-CR 1132 AERO Touch-N-Prep® no-rinse conversion coating effectively repairs bare aluminum substrates to prevent corrosion. It does not require rinsing, and can be air-dried or force-dried with hot air.

The high-density acrylic tip of the Touch-N-Prep® pen can be modified with a single-edge razor blade to form any shape. The design of the Touch-N-Prep® pen allows repair of hard-to-reach places or the underside of aircraft. This innovative application method controls the amount of coating applied to the surface. Use BONDERITE® M-CR 871 AERO and BONDERITE® M-CR 1132 AERO Touch-N-Prep® sparingly – a little goes a long way. This optimized application method greatly reduces the amount of chemical used and generates no secondary waste associated with other repair methods.

Touch-N-Prep® coatings represent a dramatic environmental improvement over current methods of chemical coatings touch-up. The easy-to-use, dry-in-place coating is a cost-effective and safer method of touch-up repairs of aircraft and aircraft part surfaces.

Product Features and Benefits

- Easy to use, cost-effective touch-up and repair applicator
- Designed to save labor, material, and time with easy-to-use applicator
- Non-rinsing, dry-in-place technology
- Excellent paint adhesion and painted corrosion resistance
- Contains sufficient solution to treat up to 50 sq. ft. (4.6 sq. m)
- Touch-N-Prep® felt replacement tips available
- BONDERITE® M-CR 871 AERO NSN Number: 8030-01-560-9113 (also known as Alodine® 871)
- BONDERITE® M-CR 1132 AERO NSN number: 8030-01-460-0246 (also known as Alodine® 1132)



*BONDERITE® M-CR 871 AERO also known as Alodine® 871,
BONDERITE® M-CR 1132 AERO also known as Alodine® 1132

Operation		Approvals	Description
Temperature	Time		
Ambient	Until Dry	MIL-DTL-81706 Type 2 Class 1A and 3 approved and meets other major OEM qualifications	BONDERITE® M-CR 871 AERO Touch-N-Prep® Coating is a tri-chrome dry-in-place conversion coating designed for use on aluminum and its alloys. The applicator used to deliver this product provides an easy and safer method of repairing bare areas of aluminum surfaces. Its proper use reduces worker contact to chemical solutions and decreases wastewater, such as rinse water generated from a conversion coating process.
		MIL-DTL-81706 Type 1 Class 1A and 3 approved and meets other major OEM qualifications	BONDERITE® M-CR 1132 AERO Touch-N-Prep® Coating is designed to save labor, material, and time when applying a dry-in-place hex-chrome conversion coating for touch-up applications. Its proper use also reduces worker contact to chromated solutions and decreases wastewater, such as rinse water generated from a chromating process.

Pen Instructions

Touch-N-Prep® pens are designed for easy and safer repair of clean, bare, or previously painted aluminum surfaces. It is a non-rinse, dry-in-place application that can be applied using the following steps:




Before applying the coating, the treated surface must be cleaned using the following process:


- Use a moistened abrasive pad to remove oxides from the surface of the metal.
- Wipe substrate with a damp, lint-free cloth to ensure complete removal of soils and dislodged oxides generated from the previous step.
- Allow surface to dry before Touch-N-Prep® application.



To activate, hold the Touch-N-Prep® pen upright, pop off the cap and hold the pen tip down onto a clean surface to begin the flow of solution to the tip. Do not twist or turn to remove the cap, since this may result in the pen leaking.




Allow the BONDERITE® M-CR 871 AERO and BONDERITE® M-CR 1132 AERO Touch-N-Prep® coating to air-dry thoroughly.



Press the pen tip down on the surface until solution fills the pen tip. Apply the BONDERITE® M-CR 871 AERO and BONDERITE® M-CR 1132 AERO solution to the metal surface with firm, smooth, even strokes, covering all edges. Overlap each stroke and allow to dry.



Frequent, short jabs to rewet the application tip are preferred to maintain constant coating weights and avoid over-wetting the felt tip.



Within 5 minutes of the first coat, apply a second coat at a 90 degree angle to the first coat with the same smooth, firm stroke.



Always immediately replace the cap when not in use to avoid evaporation and contamination.

NORTH AMERICA

Henkel Corporation Aerospace

P. O. Box 312
2850 Willow Pass Road
Bay Point, CA 94565
United States
Tel.: +1.925.458.8000
Fax: +1.925.458.8030

LATIN AMERICA

Henkel Brazil Ltda

Rua Karl Huller, 136
Diadema – SP
Brazil
09941-410
Tel.: +55.11.3205.8955

Henkel Mexicana

Boulevard Magnocentro No.8 Piso 2
Centro Urbano Interlomas
52760 Huixquilucan
Edo. De México
Tel.: +52.55.3300.3644

EUROPE

Henkel Nederland B.V.

Brugwal 11
3432 NZ Nieuwegein
Netherlands
Tel.: +31.30.6073.911
Fax: +31.30.6054.457

Henkel AG & Co. KGaA

Aerospace

Henkelstraße 67
40589 Düsseldorf
Germany
Tel.: +49.211.797.5192
Fax: +49.211.798.12998

ASIA-PACIFIC

Henkel (China) Co. Ltd

No. 928 Zhang Heng Road
Pu Dong, 201203 Shanghai
China
Tel.: +86.21.2891.8882
Fax: +86.21.6360.6070

Henkel Japan Ltd.,

Henkel Technology Center

27-7 Shin Isogo-cho, Isogo-kut
Yokohama-shi
Kanagawa 235-0017
Japan
Tel.: +81.45.758.1800
Fax: +81.45.758.1851

Henkel Australia Pty. Ltd., Kilsyth

135-141 Canterbury Road
3137 Kilsyth, VIC
Australia
Tel.: +61.3.9724.6444
Fax: +61.3.9728.5877

www.henkel-adhesives.com/aerospace